



# Product Specification

**Ningbo East Electronics Limited**

NO. 88 East Jinhui Road, Yinzhou Ningbo 315100, P.R.China

<http://www.east-mingtao.com>

Product Name:	High-Output Piezo Alarm Transducer
Part Number:	MT-520
Version:	1.03
Date:	2019-9-25
Note:	

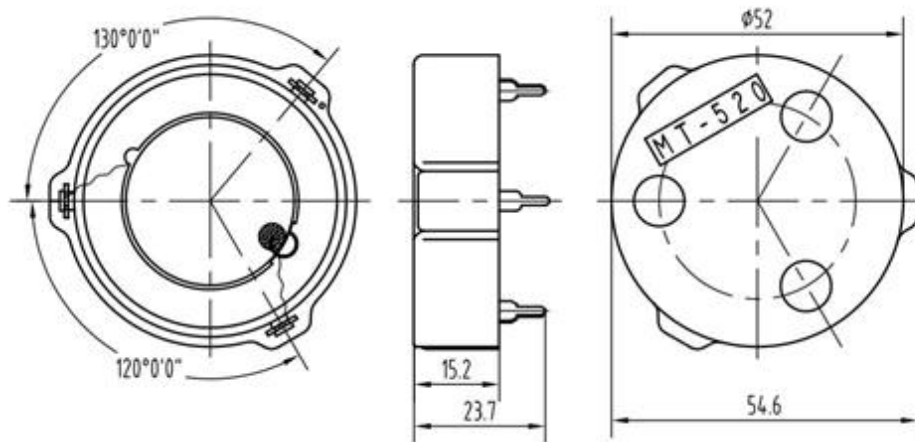
**East is an ISO 9001 , IATF16949 and ISO 14001 Certified Company**

## Revision History

Rev.	Description	Author/Date	Checked By	Approver
1.03	Quality management system revised	汤礼东 2019-9-25	吕文斌	王建成
1.02	24.3mm to 23.7mm	汤礼东 2017-12-7	俞凯	王建成
1.01	Quality Certificate Symbol revised	汤礼东 2015-6-25	赵鹏森	王建成

## 1. Part Number MT-520

## 2. Dimension Drawing (Unit: mm)



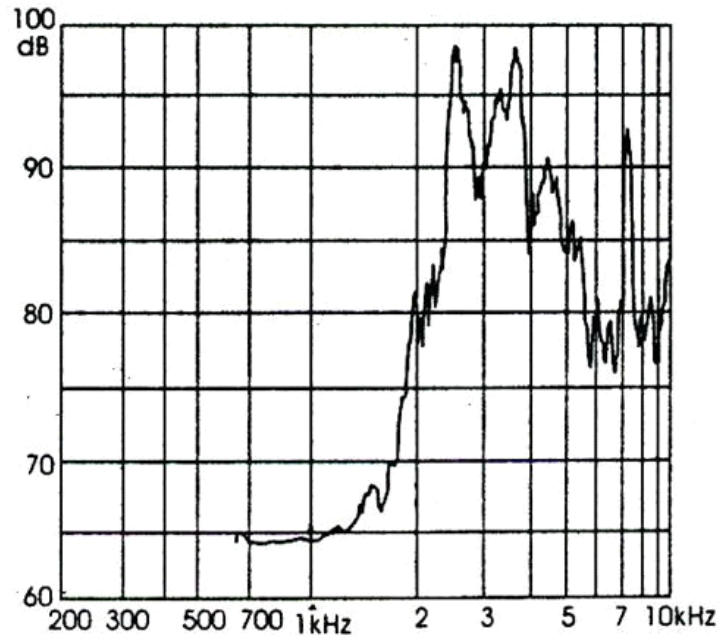
## 3. Specification

No.	Item	Specification
3-1	Min. Sound Pressure Level	98dB/2~4 kHz /18Vp-p Square Wave /300cm
3-2	Allowable Input Voltage	60Vp-p
3-3	Capacitance	140±30% nF (At 120Hz)
3-4	Resonant Frequency	2~4kHz
3-5	Operating Temperature	-40~+85°C
3-6	Case Material /Color	PA6/Black
3-7	Weight	15.9g
3-8	Pin Strength	More than 10N

### NOTES:

Test should be made under the conditions of room temperature ( $20\pm 10^{\circ}\text{C}$ ), normal humidity ( $60\pm 20\%$ ) and normal atmospheric pressure. In this case, however, that the judgment is questionable, the test conditions are to be changed to room temperature  $20\pm 2^{\circ}\text{C}$ , relative humidity 60~70% and normal atmospheric pressure

#### 4. Typical Frequency Response Curve



**Note:** Input Voltage 2.83V<sub>RMS</sub> Sine Wave  
Distance 50cm

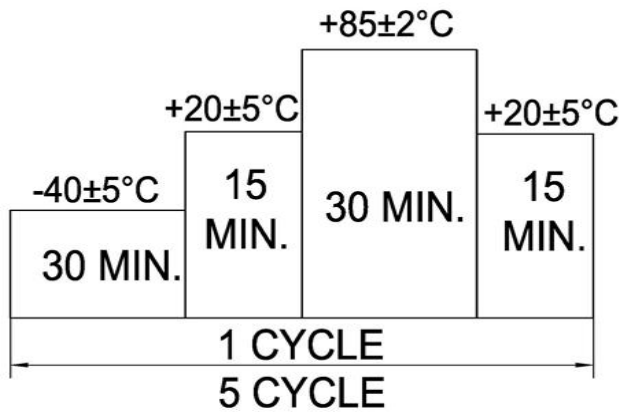
#### 5. Reliability Test

No.	Item	Method of Test	Tolerance after Testing
5-1	Operating Temperature	-40~+85°C	Sound pressure level initial value ±10dB
5-2	Storage in high temperature	Storage in +85°C test box 96 hours then exposed to the room temperature for 2 hours	
5-3	Storage in low temperature	Storage in -40°C test box 96 hours then exposed to the room temperature for 2 hours	Capacitance value ±20%
5-4	Life test in the room temperature	Operate the product continuously 5 seconds on 5 seconds off 96 hours at rated voltage	
5-5	Temperature / humidity cycle test	Storage in +40°C, 93±3%RH test box 96 hours then exposed to the room temperature for 2 hours	
5-6	Temperature (high and low) cycle test	Conduct the test for 5 cycles without applying power then expose to the room temperature for 2 hours.(See Figure 5-6)	
5-7	Vibration test	Conduct the test for the directions of X Y and Z for 0.5 hour each (total 1.5 hours). To-and Fri sweep time(from 10 to 55Hz and then 55 to 10Hz) under single amplitude of 0.75mm is 3 minute. then expose to the room temperature for 2 hours	

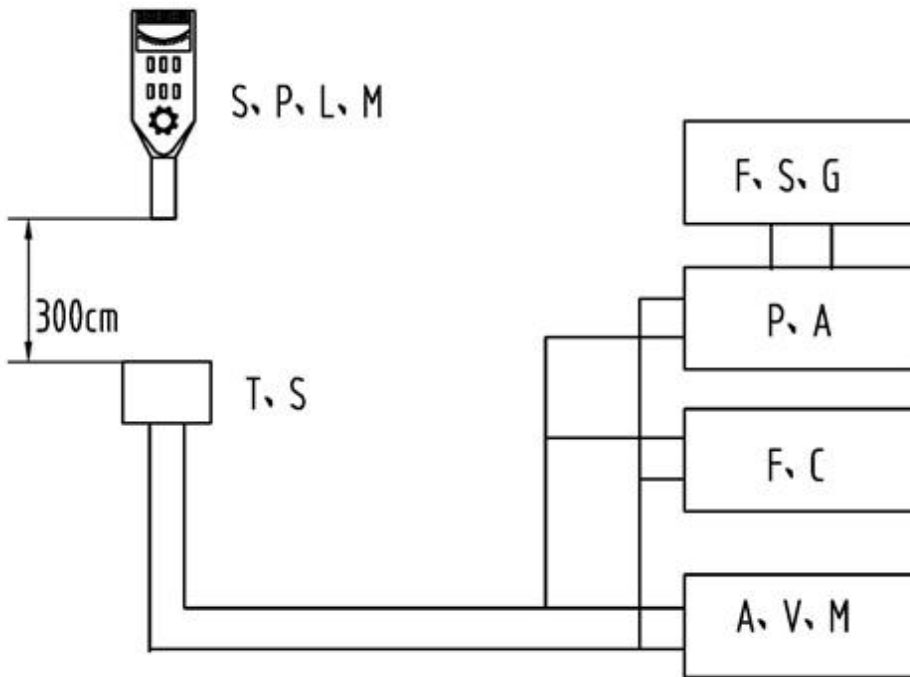
5-8	Drop test	Drop a product naturally from the height of 700mm onto the surface of 100mm thick wooden board. Two directions: upper and side of the product are to be applied for this drop test once respectively	
5-9	Soldering heat resistance test	Dip the connecting pins in soldering at $260\pm 5^{\circ}\text{C}$ for $10\pm 1$ seconds	
5-10	Test of soldering	Dip the connecting pins in soldering at $230\pm 5^{\circ}\text{C}$ for $3\pm 0.5$ seconds	Solder shall be attached around over 95% of the dipped portion

**NOTE:** The pins are allowed to deform after drop test.

Figure 5-6



## 6. Electrical Testing Method



S.P.L.M	Sound Pressure Level Meter
T.S	Testing Sample
F.C	Frequency Counter
F.S.G	Frequency Signal Generator
A.V.M	AC Voltage Meter
P.A	Power Amplifier

## 7. Packing Information

**Packing: 480pcs per export carton**

**Carton Size: 47× 30.5× 33 cm**

**G. Weight: 10.7kgs N. Weight:7.6 kgs**