



Product Specification

Ningbo East Electronics Limited

NO. 88 East Jinhui Road, Yinzhou Ningbo 315100, P.R. China

<http://www.east-mingtao.com>

Product Name:	Speaker
Part Number:	SCF-1609L3.8-8N1R (8Ω 1W)
Version:	Rev. 1.00
Date:	2021.07.27
Note:	

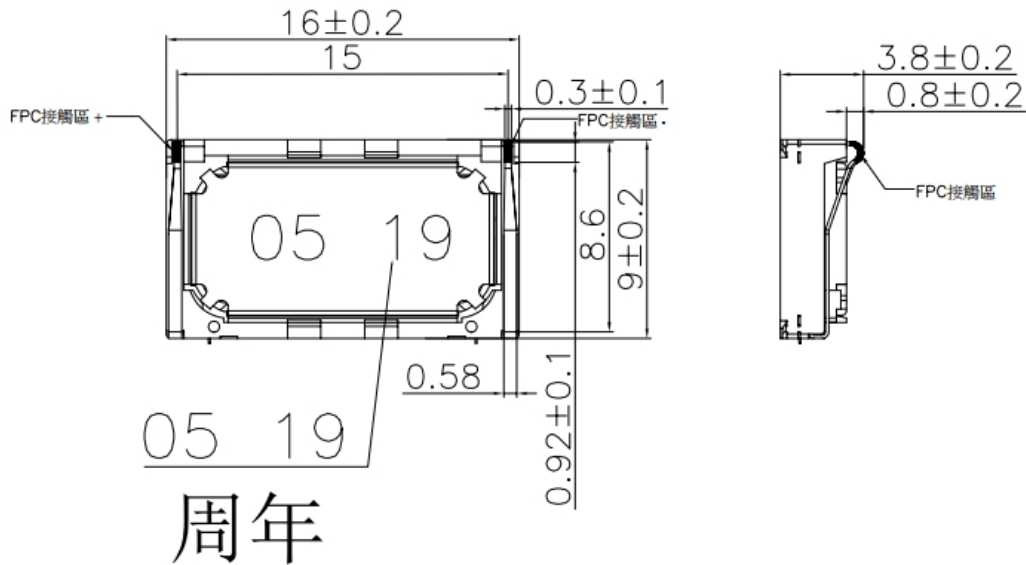
East is an ISO 9001, IATF 16949 and ISO 14001 Certified Company

Revision History

Rev.	Description	Author/Date	Checked By	Approver
1.00	Released	Gao Rong	Zhou Yuanze	Wang Jiancheng

1. Part Number : SCF-1609L3.8-8N1R

2. Dimension Drawing: (Unit: mm)



3. Specification:

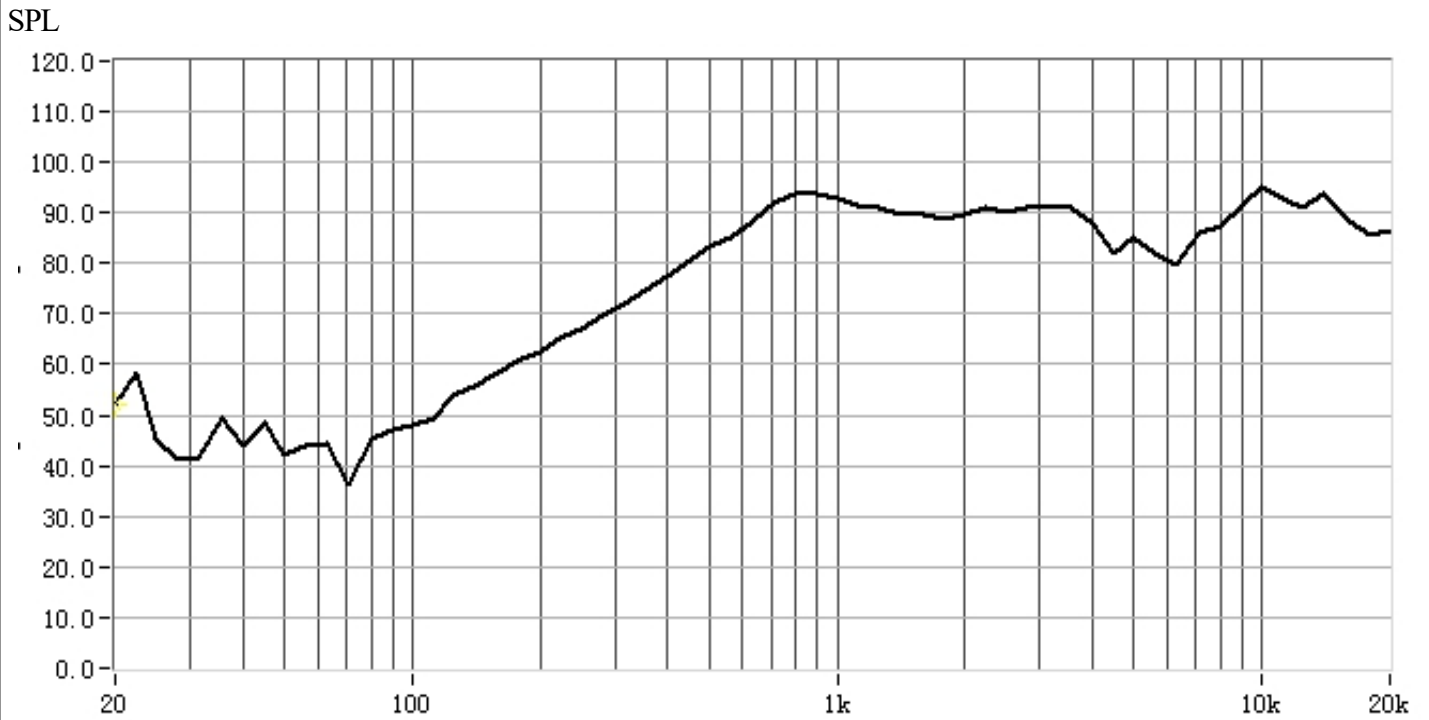
No.	Parameter	Conditions/Description	Values	Unit
3-1	Rated Input Power	in 1cc closed box	1.0	W
3-2	Max Input Power	in 1cc closed box	1.2	W
3-3	Rated Impedance	at 1.5K Hz · 1V input	8±15%	Ω
3-4	Sound Pressure Level (S.P.L.)	1.0W/0.1M at 2.0K Hz · in 1cc closed box	92±3	dB
3-5	Resonant Frequency (Fo)	in free air	600±20%	Hz
		in 1.0cc closed box	900±20%	Hz
3-6	Frequency Range		Fo~20K	Hz
3-7	Distortion	at 1K Hz, input 0.1W, in 1cc box	<5%	-
3-8	Magnet	at 1K Hz, input 1.0W Free air	<10%	
3-9	Magnet	NdFeB		
3-10	Buzz, Rattle, etc.	must be normal at sine wave between Fo ~ 20 kHz, in free air	1.0	V
3-11	Weight	must be normal at sine wave between Fo ~ 20 kHz, in 1CC BOX	2.83	V
3-12	Polarity	cone will move forward with positive dc current to "+" terminal		
3-13	Weight		1.5	g
3-14	Operating Temperature		-20~+70	°C
3-15	Waterproof		IP67	

Appearance normal: @A.T. 15~35°C, H.M. 25~75%, B.P. 86~106kPa

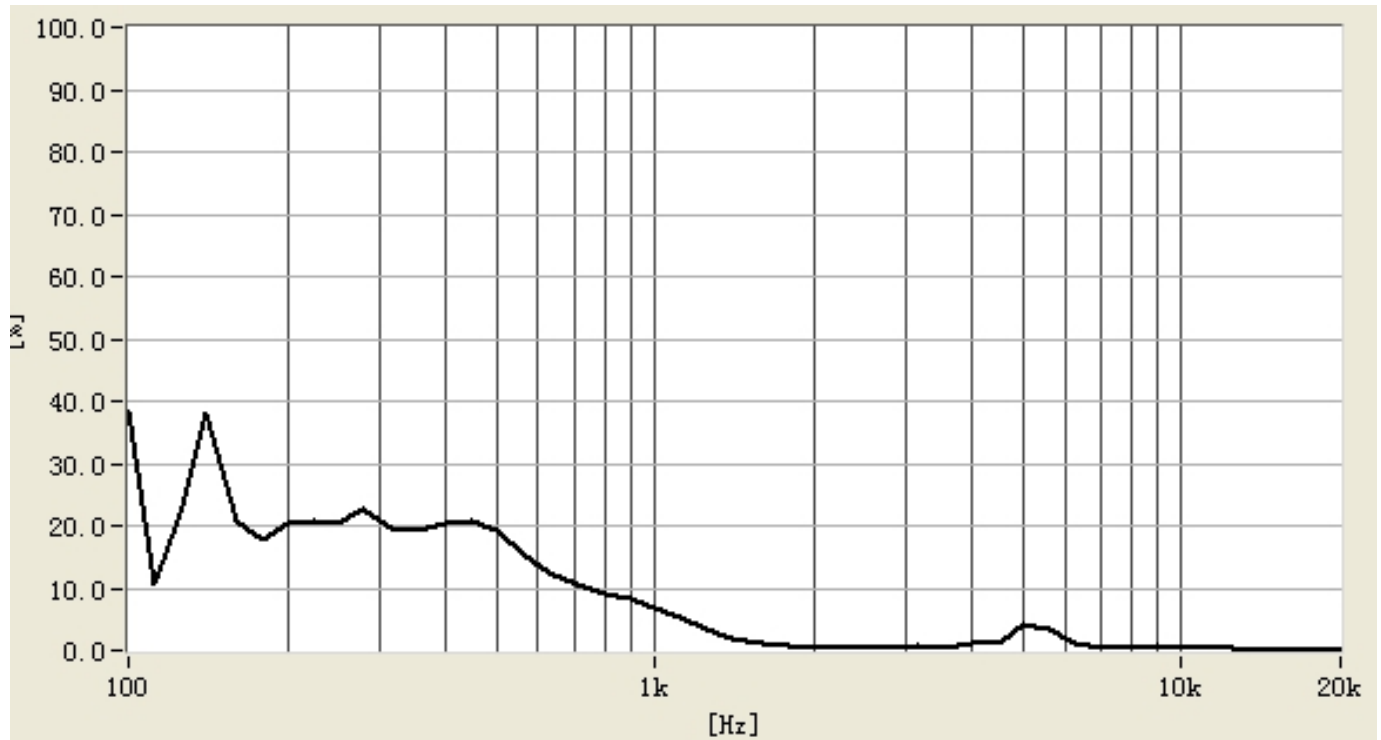
NOTES:

1. Test in anechoic room and use the IEC standard baffle which size at : 1350 mm (W) X 1650 mm (H)
2. Test should be made under the conditions of room temperature (20 ±10 °C), relative humidity (60 ±20%) and normal atmospheric pressure. In this case, however, that the judgment is questionable, the test conditions are to be changed to room temperature 20 ±2 °C, relative humidity 60~70% and normal atmospheric pressure.

4. Typical Frequency Response Curve:



THD

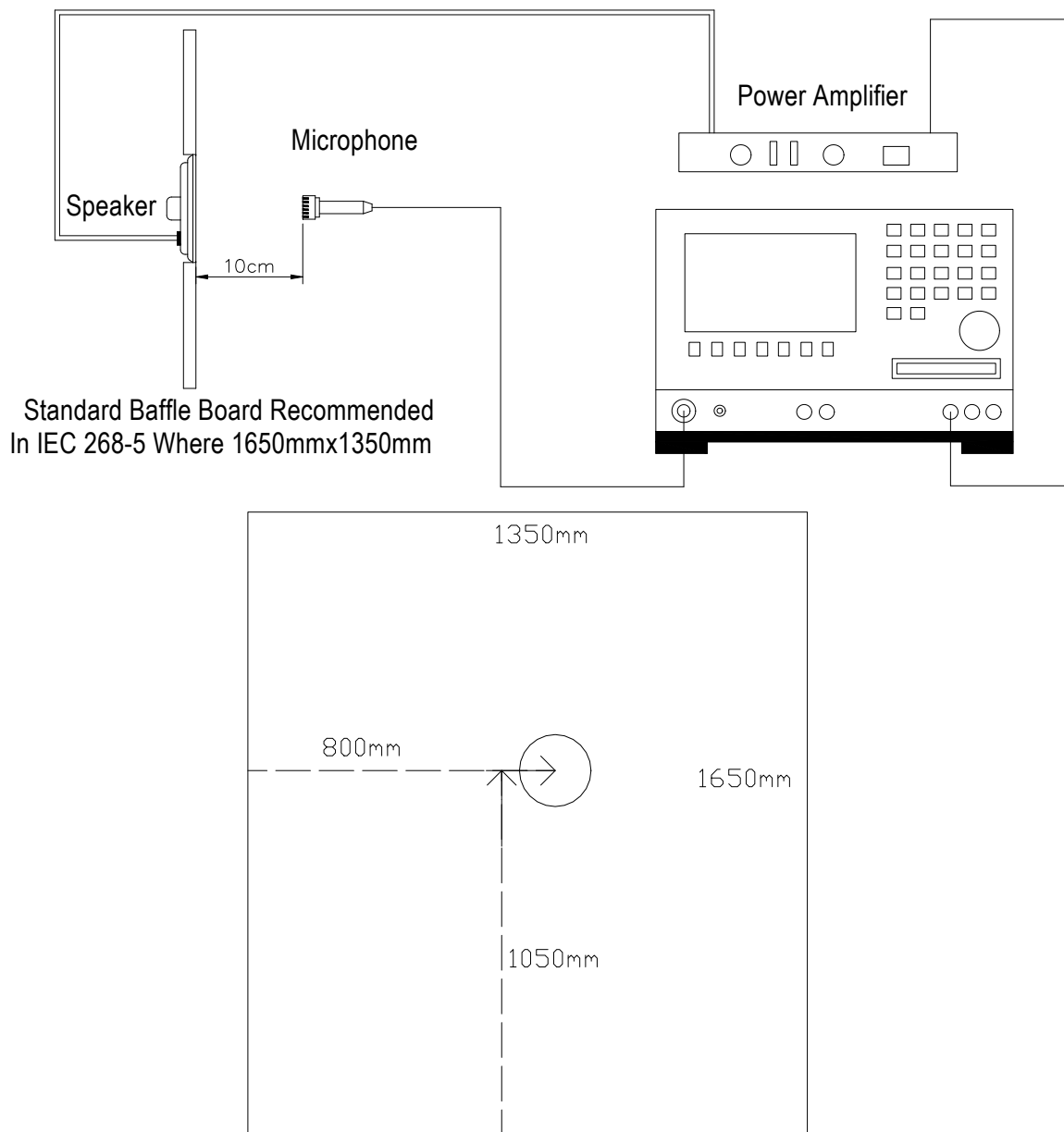


5. Reliability Test:

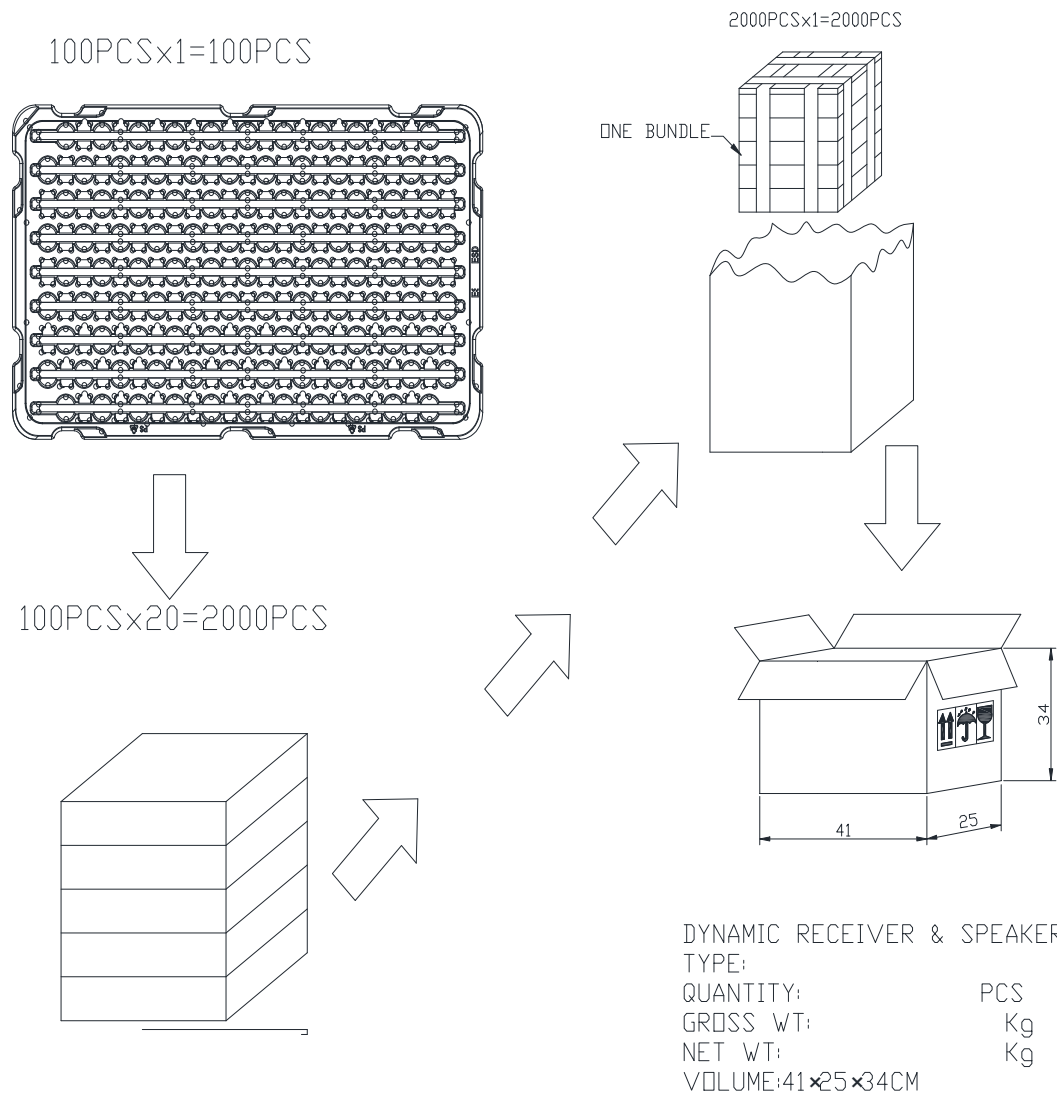
No.	Item	Method of Test	Tolerance after Testing
5-1	Reliability Test Performance	After any following test, parts should conform to original performance within ± 3 dB tested with Rated Power, after 6 hours of recovery period.(with 500HZ high pass filter)	Appearance: no obviously damage Tone: no obviously noise
5-2	Long-term rated power test	Input rated power pink noise to the speaker, low temperature ($-20\pm 2^\circ$) for 24hrs, then raising temperature to ($60\pm 2^\circ$) for 72hrs	SPL ± 3 dB
5-3	Short-term maximum power test	Room temperature 25°C Input 1sec Max power pink noise to the speaker, idle for 59sec, cycling 30times. 102 / 5000	F0 $\pm 20\%$ ACR $\pm 15\%$
5-4	Voice coil destructive test	(I) Room temperature 25°C Input Max power DC signal for 30sec. 5Pcs for normal connection(Power+ \rightarrow Speaker+, Power \rightarrow Speaker-) 5Pcs for inverse connection(Power+ \rightarrow Speaker-, Power \rightarrow Speaker+) (II) Input Max power sweep signal to the speaker. Sweep frequency range: 300Hz to 20kHz Cycle time: 2Sec for one cycle, cycling for 8 hrs.	
5-5	Long-term temperature cycling test	Input rated power pink noise to the speaker Temperature range: $-20^\circ\text{C}\sim 60^\circ\text{C}$ Temperature change rate is $5\sim 10^\circ\text{C}/\text{min}$, 15min at -20°C and 60°C , cycling 50 times.	
5-6	Long-term high temperature and high humidity test	Input rated power pink noise to the speaker Temperature 60°C ,humidity 90%RH for 72hrs.	
5-7	Salt mist test	Salt mist concentration: 5% NaCl PH: 6.5~7.2 solution, which was continuously sprayed at 35°C for 48 hours	

6. Electrical Testing Method:

Standard test condition of speaker



7. Packing Information:



Remark:

100pcs per tray

20 trays for unit, 1 units per carton

Total:2000 pcs per box

Size:41*25*34cm