



# Product Specification

**Ningbo East Electronics Limited**

NO. 88 East Jinhui Road, Yinzhou Ningbo 315100, P.R.China

<http://www.east-mingtao.com>

Product Name:	Magnetic Buzzer
Part Number:	EMX-7T12SP
Version:	1.03
Date:	2019-11-4
Note:	

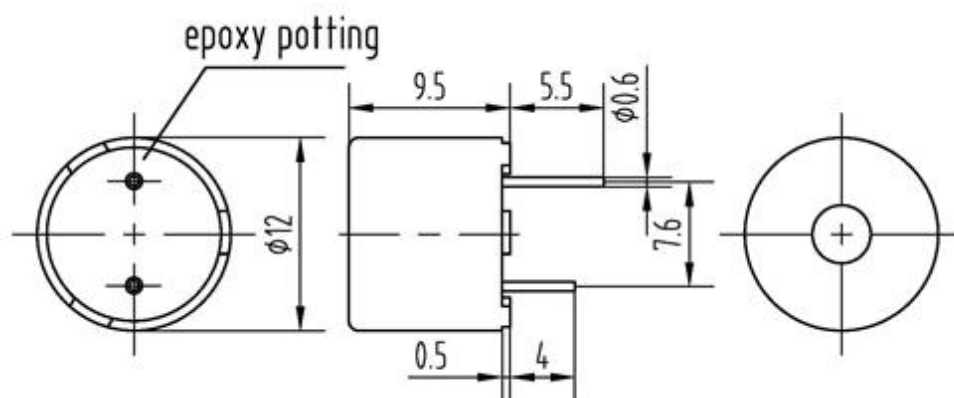
**East is an ISO 9001 , IATF16949 and ISO 14001 Certified Company**

## Revision History

Rev.	Description	Author/Date	Checked By	Approver
1.03	Quality management system revised	汤礼东 2019-11-4	吕文斌	王建成
1.02	Operating voltage modify	吕文斌 2019-4-16	汤礼东	王建成
1.01	Quality Certificate Symbol revised	吕文斌 2015-2-5	汤礼东	王建成

## 1. Part Number EMX-7T12SP

## 2. Dimension Drawing (Unit: mm)



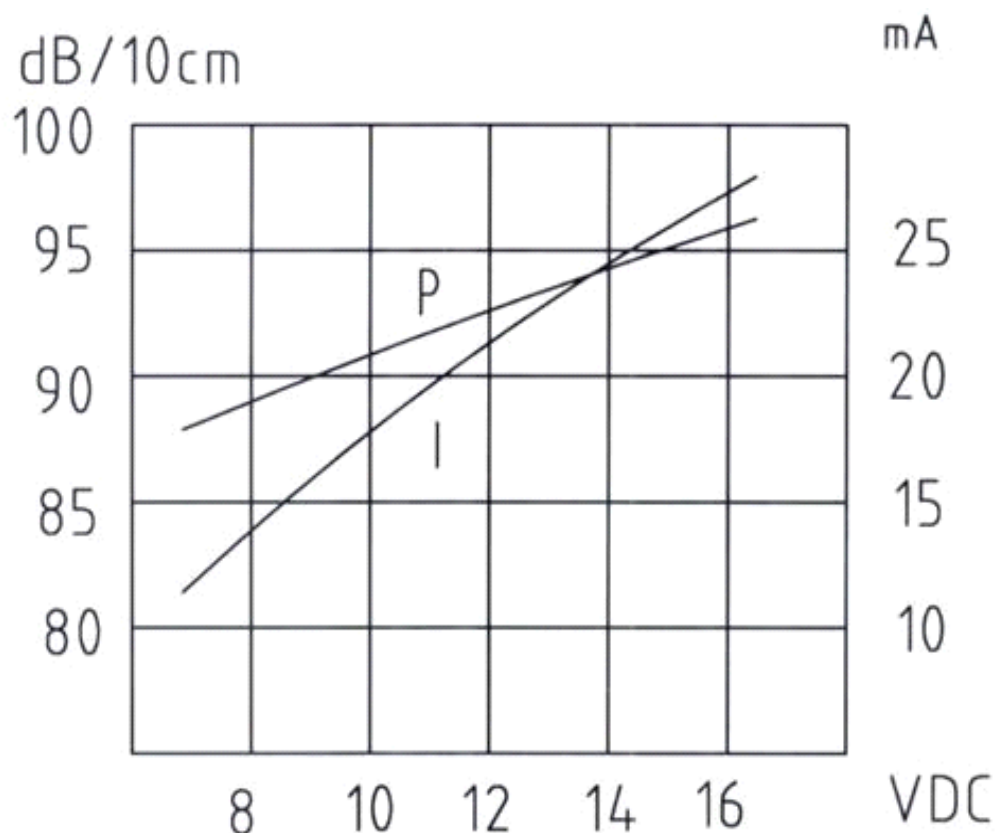
## 3.Specification

No.	Item	Specification
3-1	Min. Sound Pressure Level	85dB/12V <sub>DC</sub> /10cm
3-2	Rated Voltage	12V <sub>DC</sub>
3-3	Operating Voltage	8~16V <sub>DC</sub>
3-4	Max. Consumption	30mA/12V <sub>DC</sub>
3-5	Oscillating Frequency	2.3±0.3 kHz
3-6	Operating Temperature	-40~+85°C
3-7	Storage Temperature	-40~+85°C
3-8	Weight	1.7g
3-9	Pin Strength	More than 10N

### NOTES:

Test should be made under the conditions of room temperature (20±10°C), normal humidity (60±20%) and normal atmospheric pressure. In this case, however, that the judgment is questionable, the test conditions are to be changed to room temperature 20±2°C, relative humidity 60~70% and normal atmospheric pressure

#### 4. Typical Frequency Response Curve



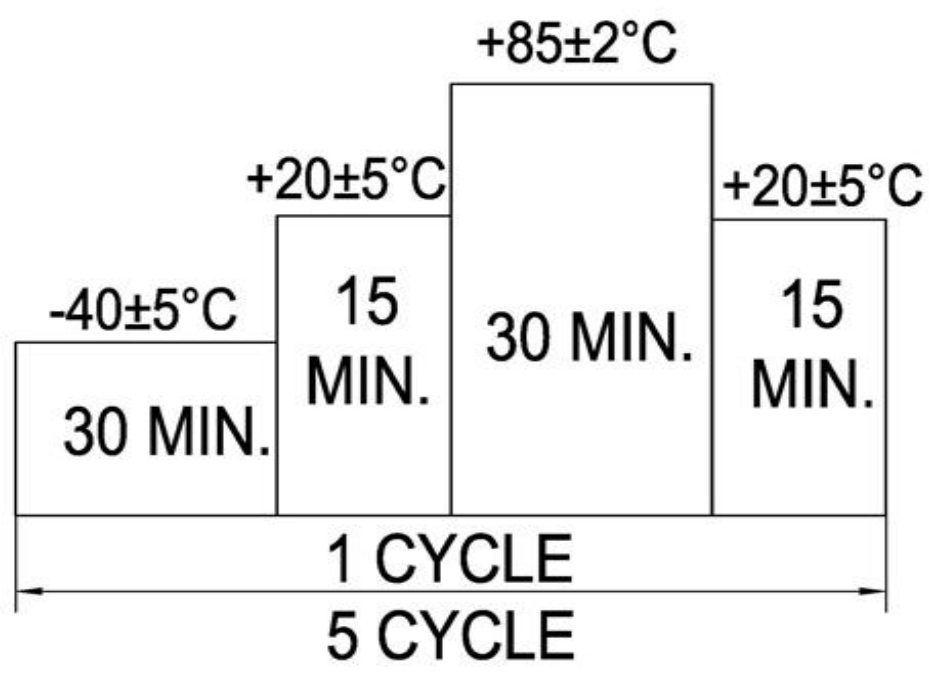
**Note:**Distance 10 cm

#### 5. Reliability Test

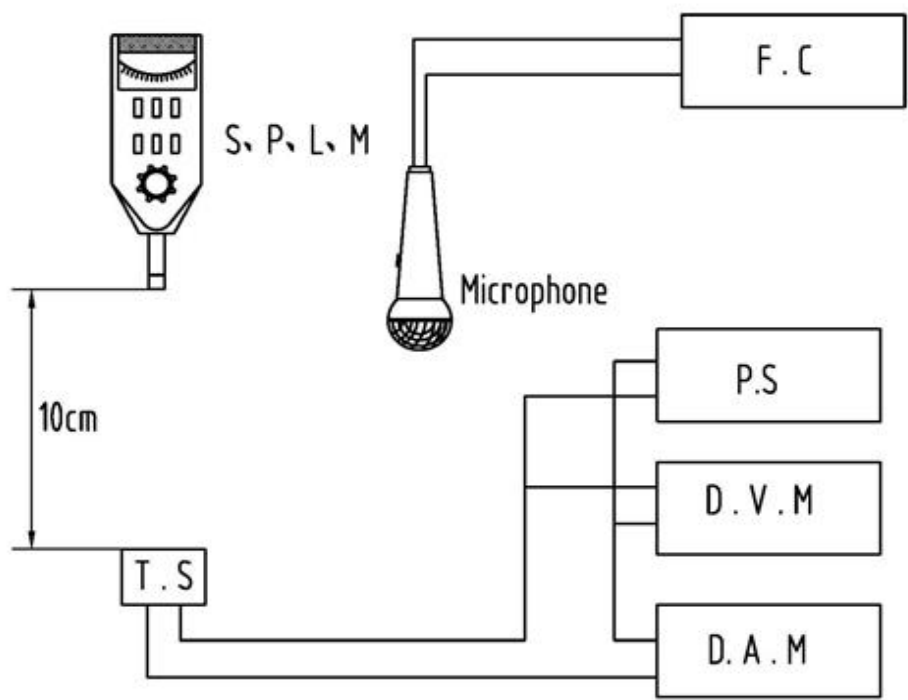
No.	Item	Method of Test	Tolerance after Testing
5-1	Operating Temperature	-40~+85°C	Sound pressure level initial value $\pm 10\text{dB}$  Max. consumption value $\pm 20\%$  Oscillating frequency value $\pm 20\%$
5-2	Storage in high temperature	Storage in +85°C test box 96 hours then exposed to the room temperature for 2 hours	
5-3	Storage in low temperature	Storage in -40°C test box 96 hours then exposed to the room temperature for 2 hours	
5-4	Life test in the room temperature	Operate the product continuously 5 seconds on 5 seconds off 300 hours at rated voltage	
5-5	Temperature / humidity cycle test	Storage in +40°C, 93 $\pm$ 3%RH test box 96 hours then exposed to the room temperature for 2 hours	
5-6	Temperature (high and low) cycle test	Conduct the test for 5 cycles without applying power then expose to the room temperature for 2 hours.(See Figure 5-6)	

5-7	Vibration test	Conduct the test for the directions of X Y and Z for 0.5 hour each (total 1.5 hours). To-and Fri sweep time(from 10 to 55Hz and then 55 to 10) under single amplitude of 0.75mm is 3 minute, then expose to the room temperature for 2 hours	
5-8	Drop test	Drop a product naturally from the height of 700mm onto the surface of 100mm thick wooden board. Two directions: upper and side of the product are to be applied for this drop test once respectively	
5-9	Soldering heat resistance test	Dip the connecting pins in soldering at $260\pm5^{\circ}\text{C}$ for $10\pm1$ seconds	
5-10	Test of soldering	Dip the connecting pins in soldering at $230\pm5^{\circ}\text{C}$ for $3\pm0.5$ seconds	Solder shall be attached around over 95% of the dipped portion
<b>NOTE:</b> The pins are allowed to deform after drop test.			

Figure 5-6



6. Electrical Testing Method



S.P.L.M	Sound Pressure Level Meter
T.S	Testing Sample
F.C	Frequency Counter
P.S	Power Supply
D.V.M	DC Voltage Meter
D.A.M	DC Ampere Meter

7. Packing Information

Packing: 3000 pcs per export carton  
Carton Size: 47× 25× 28 cm  
G. Weight: 6.6 kgs N. Weight: 5.1 kgs