



# Product Specification

**Ningbo East Electronics Limited**

NO. 88 East Jinhui Road, Yinzhou Ningbo 315100, P.R.China

<http://www.east-mingtao.com>

|               |              |
|---------------|--------------|
| Product Name: | Piezo Buzzer |
| Part Number:  | EFM-471BL    |
| Version:      | 1.03         |
| Date:         | 2019-10-11   |
| Note:         |              |

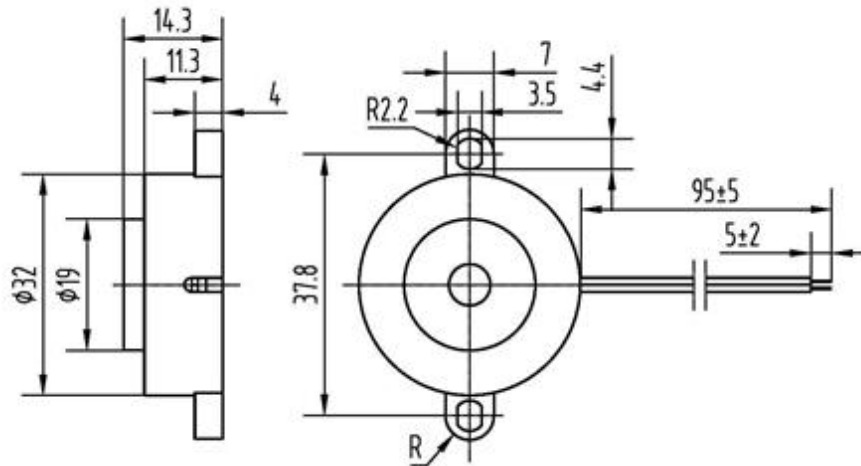
**East is an ISO 9001 , IATF16949 and ISO 14001 Certified Company**

## Revision History

| Rev. | Description                        | Author/Date      | Checked By | Approver |
|------|------------------------------------|------------------|------------|----------|
| 1.03 | Add the parameter of capacitance.  | 俞凯<br>2019-10-11 | 汤礼东        | 王建成      |
| 1.02 | Quality management system revised  | 汤礼东<br>2019-8-19 | 吕文斌        | 王建成      |
| 1.01 | Quality Certificate Symbol revised | 吕文斌<br>2015-2-9  | 汤礼东        | 王建成      |

## 1. Part Number EFM-471BL

## 2. Dimension Drawing (Unit: mm)



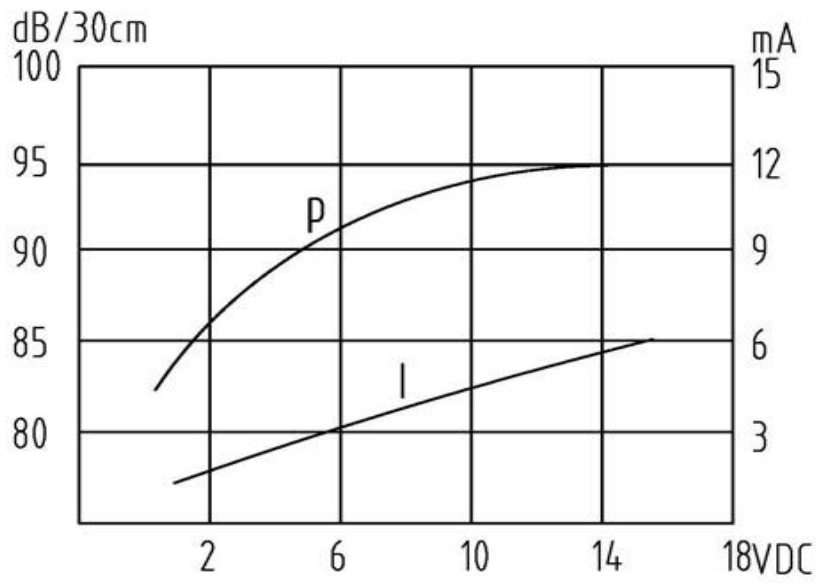
## 3. Specification

| No.  | Item                      | Specification               |
|------|---------------------------|-----------------------------|
| 3-1  | Min. Sound Pressure Level | 85dB/6V <sub>DC</sub> /30cm |
| 3-2  | Rated Voltage             | 6V <sub>DC</sub>            |
| 3-3  | Operating Voltage         | 1.5~16V <sub>DC</sub>       |
| 3-4  | Max. Consumption          | 5mA/6V <sub>DC</sub>        |
| 3-5  | Oscillating Frequency     | 3.5±0.5 kHz                 |
| 3-6  | Tone Nature               | Continuous                  |
| 3-7  | Operating Temperature     | -20~+70°C                   |
| 3-8  | Case Material/Color       | PC/Black                    |
| 3-9  | Weight                    | 7.2g                        |
| 3-10 | Wire Standard             | UL1095-28AWG                |
| 3-11 | Capacitance               | 20±30% nF (At 1kHz)         |

### NOTES:

1. This capacitance is for the built-in piezo disc, but it can not be measured through red and black wires;
2. Test should be made under the conditions of room temperature (20±10°C), normal humidity (60±20%) and normal atmospheric pressure. In this case, however, that the judgment is questionable, the test conditions are to be changed to room temperature 20±2°C, relative humidity 60~70% and normal atmospheric pressure.

#### 4. Typical Frequency Response Curve

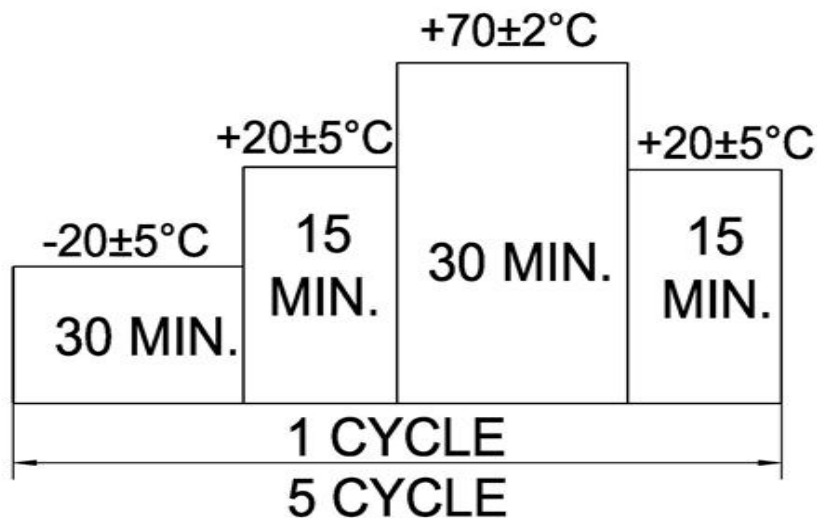


**Note:**Distance 30 cm

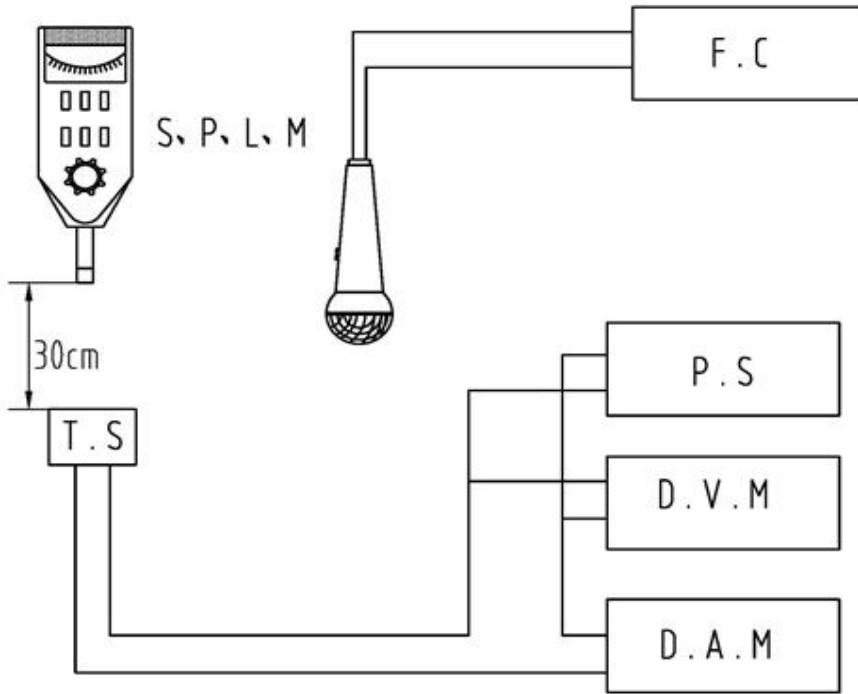
## 5. Reliability Test

| No. | Item                                  | Method of Test   | Tolerance after Testing   |
|-----|---------------------------------------|--|---|
| 5-1 | Operating Temperature                 | -20~+70°C  | Sound pressure level initial value $\pm 10\text{dB}$<br>Max. consumption value $\pm 20\%$<br>Oscillating Frequency value $\pm 20\%$ |
| 5-2 | Storage in high temperature           | Storage in +70°C test box 96 hours then exposed to the room temperature for 2 hours  |   |
| 5-3 | Storage in low temperature            | Storage in -20°C test box 96 hours then exposed to the room temperature for 2 hours  |   |
| 5-4 | Life test in the room temperature     | Operate the product continuously 5 seconds on 5 seconds off 300 hours at rated voltage   |   |
| 5-5 | Temperature / humidity cycle test     | Storage in +40°C, 93 $\pm$ 3%RH test box 96 hours then exposed to the room temperature for 2 hours   |   |
| 5-6 | Temperature (high and low) cycle test | Conduct the test for 5 cycles without applying power then expose to the room temperature for 2 hours.(See Figure 5-6)  |   |
| 5-7 | Vibration test                        | Conduct the test for the directions of X Y and Z for 0.5 hour each (total 1.5 hours). To-and Fri sweep time(from 10 to 55Hz and then 55 to 10) under single amplitude of 0.75mm is 3 minute, then expose to the room temperature for 2 hours |   |
| 5-8 | Drop test                             | Drop a product naturally from the height of 700mm onto the surface of 100mm thick wooden board. Two directions: upper and side of the product are to be applied for this drop test once respectively   |   |

Figure 5-6



## 6. Electrical Testing Method



|         |                            |
|---------|----------------------------|
| S.P.L.M | Sound Pressure Level Meter |
| T.S     | Testing Sample             |
| F.C     | Frequency Counter          |
| P.S     | Power Supply               |
| D.V.M   | DC Voltage Meter           |
| D.A.M   | DC Ampere Meter            |

## 7. Packing Information

**Packing: 1400 pcs per export carton**

**Carton Size: 47× 30.5× 21 cm**

**G. Weight: 12.2 kgs N. Weight: 10.0 kgs**